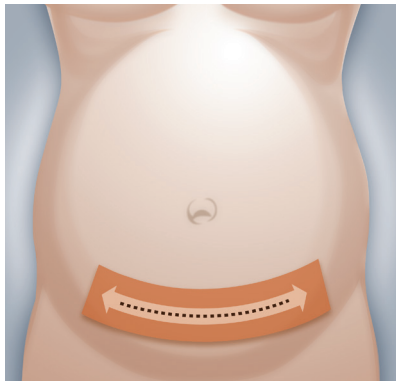


Using ChloraPrep® 26 mL applicator prior to a Cesarean section

Patient preoperative skin preparation
2% chlorhexidine gluconate (CHG) and 70% isopropyl alcohol (IPA)

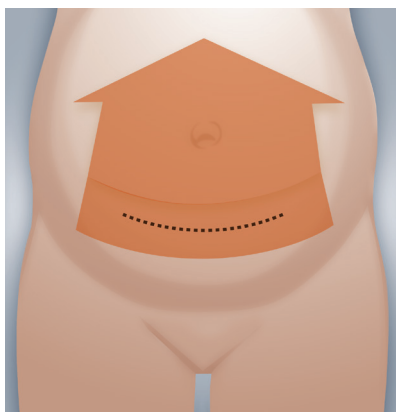


Application instructions



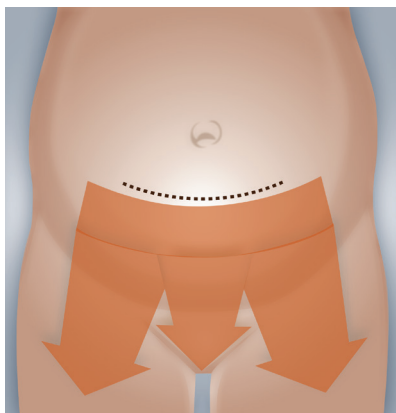
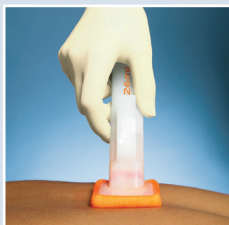
Pinch

- Hold the applicator with the sponge down. Do not touch the sponge.
- Pinch the lever **only once** to activate the ampoule and release the antiseptic.



Apply

- Allow the solution to partially load in the sponge. Gently press the applicator against the treatment area to evenly distribute the solution throughout the sponge.
- To clean the umbilicus, use the cotton swabs provided in accordance with aseptic technique.
- Once the solution is visible on the skin, completely wet the treatment/incision area with antiseptic, using gentle back-and-forth strokes, for 30 seconds or two minutes, progressing from the incision site to the periphery of the surgical field:
 - **For dry sites** (e.g., abdomen or arm): Use gentle, repeated back-and-forth strokes for 30 seconds
 - **For moist sites** (e.g., inguinal fold or axilla): Use gentle, repeated back-and-forth strokes for two minutes
- Prep the external peripheral area last, and discard the applicator.



Do not use intravaginally.

Dry

- Allow the solution to completely dry for a minimum of three minutes on hairless skin and up to one hour in hair.
- Do not blot or wipe away the solution.
- The solution must be dry for optimal drape/dressing adhesion.

Before using the ChloraPrep 26 mL applicator, read the instructions on the package. Use in accordance with the policies and procedures of your hospital.

carefusion.com/ChlorPrep | 800.523.0502

Catalog numbers

- 260800 Clear
- 260815 Hi-Lite Orange®
- 260825 Scrub Teal®

Approximate coverage area: 13.2" x 13.2"
25 applicators per case



Safety points for products containing alcohol

- Do not drape or use an ignition source (e.g., cautery, laser) until the solution is completely dry for a minimum of three minutes on hairless skin and up to one hour in hair.
- Do not allow the solution to pool.
- Remove wet materials from the prep area.
- When prepping the abdomen for a Cesarean section, place towels under each side to absorb excess solution. Remove these towels before draping.

ChloraPrep® tint

- Hi-Lite Orange® tint in the ChloraPrep solution, is Food, Drug and Cosmetic (FD&C) Yellow #6 dye, and the Scrub Teal® tint is FD&C Green #3. Both are "Generally Recognized As Safe" (GRAS) by the Food and Drug Administration (FDA). The tint eases visualization on various skin tones.
- Post-procedure, the tint slowly fades from the skin. To remove the tint, use soap and water or alcohol. The ChloraPrep patient preoperative skin preparation may remain on the skin post-procedure.

Additional information

- Use with care in premature infants or infants under 2 months of age. These products may cause irritation or chemical burns.
- Discard the applicator after a single use.
- Note that the applicator is latex-free and for external use.
- Use in a well-ventilated area.
- Do not use for lumbar puncture or in contact with the meninges.
- Do not use on open skin wounds or as a general skin cleanser.
- Do not use on patients with known allergies to CHG or IPA.
- Keep the solution out of the eyes, ears and mouth.
- Store between 15 to 30 °C (59 to 86 °F).
- Avoid freezing and excessive heat above 40 °C (104 °F). Store within the recommended conditions to maintain the appearance of tint and efficacy.

ChlorPrep®

Patient preoperative skin preparation
2% chlorhexidine gluconate (CHG) and 70% isopropyl alcohol (IPA)

© 2014 CareFusion Corporation or one of its subsidiaries. All rights reserved. ChlorPrep, Hi-Lite Orange, Scrub Teal, CareFusion and the CareFusion logo are trademarks or registered trademarks of CareFusion Corporation or one of its subsidiaries. SU3086 (0414/PDF)

