

Reference Number: UHBOBS019 Version Number: 9	Date of Next Review: 17 th April 2029 Previous Trust/LHB Reference Number: n/a
--	--

Raised Body Mass Index >30kg/m² in Pregnancy Guideline

Introduction and Aim

Obesity in pregnancy is usually defined as a Body Mass index (BMI) of 30kg/m² or more at the first antenatal consultation. Obesity in pregnancy is associated with increased risk of serious adverse outcomes which are listed within this guideline.

This guideline covers interventions, preconception, during and after pregnancy.

Objectives

All women BMI > 30 have dietary advice at booking appointment.

All women with BMI >35kg/m² refer to Healthy Pregnancy Clinic at 16-18 weeks to discuss diet and lifestyle (this appointment may be carried out virtually)

- Women with BMI 30-34.9 kg/m² with **no co-morbidities** book MLC.
- Women with BMI 35-39.9 kg/m² with **no co-morbidities** book OLC and refer to Midwife Led Healthy Pregnancy Pathway.
- All women with BMI 30-39.9 kg/m² **with co-morbidities** book OLC
- All women with BMI > 40 kg/m² for book OLC.

Scope

All Staff working in maternity services throughout the Health Board.

Equality Health Impact Assessment	An Equality Health Impact Assessment (EHIA) has not been completed.
Documents to read alongside this Procedure	MLU guidelines
Approved by	Maternity Professional Forum

Accountable Executive or Clinical Board Director	Jason Roberts, Executive Nurse Director
Author(s)	Original Author: Karen Jewell 2008 - 2016 Reviewing Author: Judith Cutter Consultant Midwife

Disclaimer

If the review date of this document has passed please ensure that the version you are using is the most up to date either by contacting the document author or the [Governance Directorate](#).

Summary of reviews/amendments

Version Number	Date of Review Approved	Date Published	Summary of Amendments
UHB 2		May 2011	

Document Title: Raised BMI in Pregnancy	2 of 17	Approval Date: 17/04/2026
Reference Number: UHBOBS019		Next Review Date: 17/04/29
Version Number: 7		Date of Publication: 17/4/2026
Approved By: Maternity Professional Forum		

UHB 3		April 2014	
UHB 4		November 2016	
UHB 5		November 2017	Healthy Pregnancy Clinic pathway added for women with BMI 35 and over with no further co-morbidities.
UHB 6		May 2019	Changes to Healthy pregnancy clinic and pathway
UHB 6a		Oct 2020	Removed comment advising to stop clexane at 36 weeks for women on antenatal thromboprophylaxis. Removed thromboprophylaxis risk assessment forms – please refer to separate VTE Risk Assessment Guide
UHB 7	April 2021	March 2021	Re-named guideline to Management of woman with raised Body Mass index in pregnancy included recommendation from RCOG GTG 72 (2018) and Bariatric surgery.
UHB 7a	March 2025		Remove aspirin px for BMI >40 as single risk factor Alter BMI Class ii pathway as per All Wales Normal Labour Care Pathway
UHB	December 2025		Addition of GLP-1 pathway

When using this document please ensure that the version is the most up to date by checking on the Obstetrics & Gynaecology Guidelines on the UHB Clinical Portal.

PRINTED DOCUMENTS MUST NOT BE RELIED ON

Document Title: Raised BMI in Pregnancy	3 of 17	Approval Date: 17/04/2026
Reference Number: UHBOBS019		Next Review Date: 17/04/29
Version Number: 7		Date of Publication: 17/4/2026
Approved By: Maternity Professional Forum		

1 Table of Contents

Contents

1	Table of Contents	3
2	Introduction.....	4
3	Risks of Obesity in Pregnancy	5
3.1	Risks to Mother or Birthing Parent.....	5
3.2	Risks to Baby	5
3.3	Risks: Further Information.....	5
4	Recommendations.....	7
4.1	Obesity Class I (BMI 30-34.9kg/m ²).....	7
4.2	Obesity Class II – (BMI 35 – 39.9kg/m ²).....	7
4.3	Class III BMI >40 kg/m ²	8
4.4	Summary of Recommendations.....	9
5	GLP-1 pathway	10
5.1	Clincial Care.....	11
6	Pregnancy after Bariatric Surgery.....	12
6.1	Recommendations for pregnancy:	12
6.2	Common Bariatric Surgical Techniques.....	13
7	References:.....	14
8	Appendices.....	16
8.1	Antenatal Checklist: Raised BMI >30kg/m ² in Pregnancy.....	16
8.2	Equipment Weight Limits.....	17

Document Title: Raised BMI in Pregnancy	4 of 17	Approval Date: 17/04/2026
Reference Number: UHBOBS019		Next Review Date: 17/04/29
Version Number: 7		Date of Publication: 17/4/2026
Approved By: Maternity Professional Forum		

2 Introduction

The following evidence and care pathways have been developed to incorporate NICE CG190¹, RCOG GTG 72² guidance on the care of the obese pregnant woman.

Pregnancy has been identified as a significant factor in the development of obesity in women and women with high weight gain during pregnancy retain more weight at follow-up³. Obesity has been linked to an increased risk of complications during pregnancy and birth⁴ including; pregnancy-induced hypertension, pre-term delivery, venous thromboembolism and caesarean section^{5,6}.

Obesity is becoming increasingly prevalent in the UK population and has become one of the most commonly occurring risk factors for pregnancy, 21.3% of the antenatal population being obese and fewer than one half of pregnant women (47.3%) having a body mass index (BMI) within the normal range. Obesity in pregnancy is usually defined as a Body Mass index (BMI) of 30kg/m² or more at the first antenatal consultation. The World Health Organisation categorise obesity into Class 1, BMI 30-34.9kg/m², Class II BMI 35-39.9 kg/m², Class III BMI over 40 kg/m²⁷. Evidence from the last MBRRACE report 2025⁸ is that 37% percent of women who died were obese and 27% were overweight.

[Back to Contents](#)

Document Title: Raised BMI in Pregnancy	5 of 17	Approval Date: 17/04/2026
Reference Number: UHBOBS019		Next Review Date: 17/04/29
Version Number: 7		Date of Publication: 17/4/2026
Approved By: Maternity Professional Forum		

3 Risks of Obesity in Pregnancy

3.1 Risks to Mother or Birthing Parent

Risks related to obesity in pregnancy ^{9,10}

For the mother, increased risks include:

- Spontaneous first trimester and recurrent miscarriage
- Pre-eclampsia
- Gestational diabetes
- Gestational hypertension
- Thromboembolism
- Dysfunctional/prolonged labour
- Anaesthetic complications
- Higher risk of bacterial and viral infections (Sepsis)
- Higher risk of caesarean section
- Post-caesarean wound infection
- Postpartum haemorrhage
- Low breastfeeding rates
- Cardiac disease
- Maternal death or severe morbidity

[Back to Contents](#)

3.2 Risks to Baby

For the baby increased risks include:

- Prematurity
- Fetal Macrosomia
- Increase risk of shoulder dystocia
- Small for gestation age
- Congenital abnormalities
- Stillbirth and neonatal death

3.3 Risks: Further Information

There is no recent updated guidance on recommended weight gain in pregnancy, however the Institute of Medicine (2009)¹¹ state that women with BMI over 30 kg/m² should gain no more than between 5-9kg in pregnancy. Focus should be more around diet and lifestyle overweight gain RCOG GTG 72.

Maternal obesity is known to be an important risk factor for gestational diabetes with a number of large cohort studies reporting a three-fold increased risk compared with women of a healthy weight^{12,13}, NICE CG62¹⁴ and NG 3¹⁵ diabetes in pregnancy recommend OGTT at 28 weeks for women with obesity in pregnancy.

Maternal obesity is associated with an increased incidence of hypertensive disorders in pregnancy, pre-eclampsia, stillbirth, induction of labour, augmentation of labour and intrapartum caesarean section¹⁶. In addition, this group of women are also at increased risk of complications, including shoulder dystocia⁴ have a higher prevalence of requesting additional analgesia in labour and postpartum haemorrhage (PPH)¹⁷

Document Title: Raised BMI in Pregnancy	6 of 17	Approval Date: 17/04/2026
Reference Number: UHBOBS019		Next Review Date: 17/04/29
Version Number: 7		Date of Publication: 17/4/2026
Approved By: Maternity Professional Forum		

There is no evidence to support continuous Fetal monitoring during labour in the absence of other comorbidities, or medical or obstetric complications. NICE CG190 recommends that intermittent Fetal heart monitoring should be offered to low-risk women in labour using the Pinnard stethoscope or Doppler ultrasound.

Evidence highlights that obese pregnant women are at increased risk of PPH, therefore active management should be recommended to women with maternal obesity, using prophylactic uterotonics for the management of the third stage reduces the chances of PPH in the obese woman.

RCOG GTG 72, Maternal obesity associated with lower initiation and continuation of breastfeeding rates due to delay in lactogenesis, difficulty with positioning and attachment, therefore women should be informed of this and additional breastfeeding support offered.

[Back to Contents](#)

Document Title: Raised BMI in Pregnancy	7 of 17	Approval Date: 17/04/2026
Reference Number: UHBOBS019		Next Review Date: 17/04/29
Version Number: 7		Date of Publication: 17/4/2026
Approved By: Maternity Professional Forum		

4 Recommendations

4.1 Obesity Class I (BMI 30-34.9kg/m²)

Antenatal Care

- Women with obesity class 1 and no further co-morbidities book under Midwife led care (MLC). All other women book Obstetric led care (OLC).
- Complete thromboprophylaxis assessment (link to guidance).
- Measure Symphysis fundal height with a paper tape measure.
- Dietary advice to be given and women are to be advised about weight gain during pregnancy. Slimming World is suitable diet for pregnant mothers if they choose.
- OGTT at 24 weeks in addition to routine 28-week bloods, or alternative GDM screening
- Where external palpation to assess fetal presentation and fetal auscultation is technically difficult refer to healthy pregnancy clinic at 36 weeks.
- All women should be weighed at 36 weeks
- Birth choice discussion to be carried out with named community midwife or named obstetric lead around potential complications for birth associated with raised BMI.

Intrapartum

- In the absence of co-morbidities, non-complicated abdominal palpation and fetal auscultation with handheld Doppler device or Pinnard stethoscope, birth should be planned for Midwife led unit (MLU) with discussion around potential for transfer to Obstetric unit (OU) if any complications arise.

Postnatal

- Active 3rd stage is recommended for all classes due to increased likelihood of PPH.

[Back to Contents](#)

4.2 Obesity Class II – (BMI 35 – 39.9kg/m²)

All women with BMI >35kg/m² refer to Healthy Pregnancy Clinic at 16-18 weeks to discuss diet and lifestyle (this appointment may be carried out virtually)

Antenatal.

- Booked as OLC
- Women with **no co-morbidities** book OLC and refer to Healthy Pregnancy Pathway.
- Advise folic acid supplement of 5mg for the 1st trimester, (signpost to GP)
- Complete thromboprophylaxis assessment as per guidance.
- Commence 150mg Aspirin if they also have another moderate risk factor for pre-eclampsia (as per Aspirin checklist).
- Healthy pregnancy consultation with midwife (DAUOB35) at 16-18 weeks to discuss healthy diet and lifestyle in pregnancy.
- OGTT at 24 weeks unless indicated earlier, or alternative GDM screening
- Serial Scans 28, 32, 36, 39 in line with GAP and GROW as well as interim community midwife appointments at 34 and 38 weeks and 40 weeks. Be aware of the increased margin of error in scan measurements with increased BMI
- In the absence of any co-morbidities **and has had previous vaginal birth** can be signed over to MLC at 36/40 as per All Wales Midwifery Led Care Pathway 'Pathway C'. Does not require HPC Birth Choices discussion.

Document Title: Raised BMI in Pregnancy	8 of 17	Approval Date: 17/04/2026
Reference Number: UHBOBS019		Next Review Date: 17/04/29
Version Number: 7		Date of Publication: 17/4/2026
Approved By: Maternity Professional Forum		

- If primigravida, for Birth Choices discussion under Healthy Pregnancy Clinic pathway (36/40). Discussion at 36 weeks with consultant midwife/senior Midwife to assess weight gain, ease of abdominal palpation and auscultation of FHR.

Intrapartum

- Primigravida: advise birth on Obstetric unit unless requesting birth on MLU/Home in which case refer to Birth choices at healthy pregnancy clinic at 36 weeks. BMI over 35 is not a reason for advising birth on OLU but further consideration of birth setting is required. For all women this should be an informed choice.
- Women with raised BMI, additional comorbidities and choosing to birth outside MLU guidance should be reviewed at Healthy Pregnancy Clinic with a senior/consultant midwife in the first instance on the OBSTHPCBC list via ANC. If unavailable, then via Birth Choices clinic team by completing the referral form found here:
http://nww.cardiffandvale.wales.nhs.uk/portal/page?_pageid=253,152943336,253_152943349&_dad=portal&_schema=PORTAL
- Multiparous: advise birth on MLU if no co-morbidities.
- Offer Stretch and sweep at 39 (Joint with HPC midwife sonographers) and 40 weeks (community midwife) and CMW to arrange IOL by 41 weeks.
- Ensure correct equipment is in place to care for women on the MLU, for example, delivery Beds that hold over 125kg in weight, pool evacuation nets, wide wheelchair and large BP cuff.
- If unable to auscultate Fetal Heart Rate (FHR) using IIA for transfer to OU for continuous monitoring, consider Fetal scalp electrode (FSE).

Postnatal

- Advise active 3rd stage.
- Complete VTE risk assessment
- Provide Breastfeeding support for positioning and attachment and advise daily vitamin D 10mcg if breastfeeding.

[Back to Contents](#)

4.3 Class III BMI >40 kg/m²

All women with BMI >40kg/m² refer to Healthy Pregnancy Clinic at 16-18 weeks (booking midwife makes this first appointment on the DAUOB40 code to discuss diet and lifestyle (this appointment may be carried out virtually)

Antenatal

To be booked consultant led care and birth on Obstetric Unit.

- Advise 5mg folic acid in 1st trimester to be initiated via the GP.
- Complete VTE assessment
- Healthy pregnancy consultation (virtual) with maternal health dietician at 16-18 weeks to discuss healthy diet and lifestyle in pregnancy. Provide patient information on risks associated with raised BMI and weight gain in pregnancy.
- Consultant review before 24 weeks.
- Discuss increased risks in pregnancy with obesity and measures to reduce these risks.
- Arrange OGTT at 24 weeks unless indicated earlier or alternative GDM screening
- **Anaesthetic review at 32 weeks if:**
 1. Primigravida
 2. Multiparous with previous difficult regional anaesthetic or airway
 3. Taking clexane
 4. **All women need anaesthetic review if BMI >45kg/m²**

Document Title: Raised BMI in Pregnancy	9 of 17	Approval Date: 17/04/2026
Reference Number: UHBOBS019		Next Review Date: 17/04/29
Version Number: 7		Date of Publication: 17/4/2026
Approved By: Maternity Professional Forum		

5. All women with BMI >50kg/m² should be referred for an echocardiogram during the AN period (by 28 weeks)

- Serial Scans 28, 32, 36, 39 during obstetric clinic in line with GAP and GROW as well as interim community midwife appointments. Detail here.
- Be aware of the increased margin of error in scan measurements with increased BMI
- IOL by 41 weeks (RCOG GTG 72)

Intrapartum

- Advise birth on OU, women requesting birth outside of OU should be referred to consultant midwife in healthy pregnancy clinic (OBSTHPCBC) for birth choice discussion and abdominal assessment for ease of palpation and auscultation of FHR at 36 weeks.
- If woman declining HPC pathway, please refer via Birth Choices online referral form.
- Offer Stretch and sweep at 39 and 40 weeks and arrange IOL by 41 weeks.
- On admission, inform Consultant Obstetrician and Consultant Anaesthetist if BMI more than 45
- Ensure venous access early in labour
- Be aware of risk of shoulder dystocia and PPH at birth.
- Complete Waterlow assessment and provide pressure area care.
- Ensure correct equipment is in place to care for women on the MLU, for example, delivery Beds that hold over 125kg in weight, pool evacuation nets, wide wheelchair and large BP cuff (See Equipment weight limit in Appendix)
- Continuous fetal monitoring in labour (may need FSE).
- If proceeding to Lower segment caesarean section (LSCS), Consultant Obstetrician to be informed and present unless the operating obstetrician has evidence of competence for LSCS in BMI > 40kg/m²
- If require LSCS or Trial of instrumental birth in theatre use appropriate bariatric theatre table (OU theatre can take up to 360kg).

Postnatal

- PICO negative pressure wound dressing to be considered on top of LSCS wound.
- Active management of 3rd stage and recommend prophylactic syntocinon 40iu/500mls/4hrs
- Commence PN clexane as per VTE assessment.
- Encourage early ambulation and good hydration
- Provide Breastfeeding support for positioning and attachment and advise vitamin D 10mcg if breastfeeding.

[Back to Contents](#)

4.4 Summary of Recommendations

In summary:

Document Title: Raised BMI in Pregnancy	10 of 17	Approval Date: 17/04/2026
Reference Number: UHBOBS019		Next Review Date: 17/04/29
Version Number: 7		Date of Publication: 17/4/2026
Approved By: Maternity Professional Forum		

All women with BMI >35kg/m² refer to Healthy Pregnancy Clinic at 16-18 weeks to discuss diet and lifestyle (this may appointment may be carried out virtually)

- Complete checklist
- Women with BMI 30-34.9 kg/m² with **no co-morbidities** book MLC.
- Women with BMI 35-39.9 kg/m² with **no co-morbidities** book OLC and refer to Consultant Midwife Led Healthy Pregnancy Pathway.
 - If multip (previous vaginal birth) can be signed over to MLC at 36/40 without review by Senior/Consultant Midwife
 - If primigravida for Healthy Pregnancy pathway Birth Choices appointment at 36/40 for review by Senior/Consultant Midwife
- All women with BMI 30-39.9 kg/m² **with co-morbidities** book OLC
- All women with BMI > 40 kg/m² book OLC.
- Women with a BMI below 35 kg/m² who have an increased weight gain **do not** need to be referred to birth choices at healthy pregnancy clinic unless abdominal palpation and auscultation of the fetal heart is difficult. If a referral is necessary, book a HPC appointment at 36 weeks on the OBSTHPCBC list.

[Back to Contents](#)

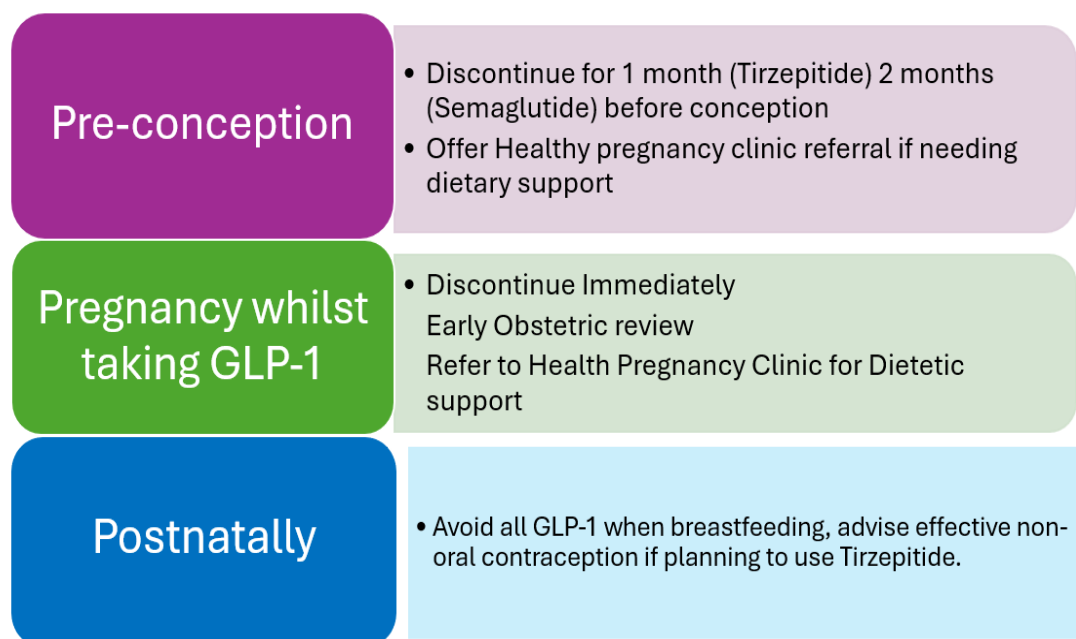
5 GLP-1 pathway

GLP-1 receptor agonists (semaglutide, liraglutide, dulaglutide, exenatide, tirzepatide) are not recommended or licensed for use during pregnancy or breastfeeding¹⁸. There are insufficient human safety data to establish fetal safety. MHRA advise avoidance during pregnancy and effective contraception methods used whilst taking them. (please note that Tirzepatide (mounjaro) may reduce oral contraceptive effectiveness. MHRA recommend discontinuing for 1 month (Tirzepatide - mounjaro) and 2 months (Semaglutide - Ozempic/Wegovy) before conception. <https://www.gov.uk/government/publications/glp-1-medicines-for-weight-loss-and-diabetes-what-you-need-to-know/glp-1-medicines-for-weight-loss-and-diabetes-what-you-need-to-know>

Document Title: Raised BMI in Pregnancy	11 of 17	Approval Date: 17/04/2026
Reference Number: UHBOBS019		Next Review Date: 17/04/29
Version Number: 7		Date of Publication: 17/4/2026
Approved By: Maternity Professional Forum		

5.1 Clinical Care

Situation	Recommendation
Planning pregnancy	Discontinue for 1 month (Tirzepatide - mounjaro) and 2 months (Semaglutide - Ozempic/Wegovy) before conception.
Contraception while on GLP-1	Use effective contraception, consider non-oral long acting (LARC) methods (Depo, SDI, IUD/IUS)
Unplanned pregnancy whilst taking GLP-1	Discontinue immediately: For early Obstetric review Refer to Healthy Pregnancy Clinic for Dietetic support.
During pregnancy	Do not initiate GLP-1
Breastfeeding	Avoid GLP-1 use when breastfeeding
Postnatal (planning to resume GLP-1)	Advise effective non-oral LARC methods if using Mounjaro.



[Back to Contents](#)

Document Title: Raised BMI in Pregnancy	12 of 17	Approval Date: 17/04/2026
Reference Number: UHBOBS019		Next Review Date: 17/04/29
Version Number: 7		Date of Publication: 17/4/2026
Approved By: Maternity Professional Forum		

6 Pregnancy after Bariatric Surgery

RCOG good practice point suggest pregnancies after bariatric surgery follow and OLC pathway. It is recommended that women wait at least 12-18 months before trying to conceive. Even if BMI is in the normal range women are still at increased risk of anaemia, impaired OGTT and small for gestational age babies. There are 4 common methods for bariatric surgery (see diagrams below).

[Back to Contents](#)

6.1 Recommendations for pregnancy:

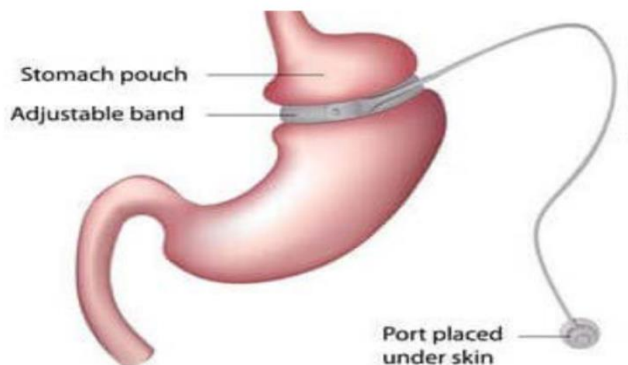
- Book OLC
- Refer to virtual healthy pregnancy clinic – if required refer to dietetics.
- Folic acid 400micrograms (or 5mg if raised BMI) in first trimester.
- Take pregnancy specific vitamin and mineral supplement as well as Iron supplementation in pregnancy
- If a patient is already taking Forceval tablets, these can be continued rather than changing to a pregnancy specific vitamin and mineral supplement
- Calcium/Vitamin D maintenance therapy.
- Nutritional screening every trimester, Ferritin, folate, Vitamin B12, calcium and fat-soluble vitamins (Vitamins A, D, E and K).
- GDM screening Avoid OGTT in those who have had a gastric bypass (risk of dumping syndrome). These women should have 4-7 days of blood sugar monitoring - (Check with diabetic nurse specialist details to arrange).
- For Serial growth scans
- Involve patients' surgical team for details of surgery and any specific advice.
- If BMI over 30 follow BMI pathways above.

[Back to Contents](#)

Document Title: Raised BMI in Pregnancy	13 of 17	Approval Date: 17/04/2026
Reference Number: UHBOBS019		Next Review Date: 17/04/29
Version Number: 7		Date of Publication: 17/4/2026
Approved By: Maternity Professional Forum		

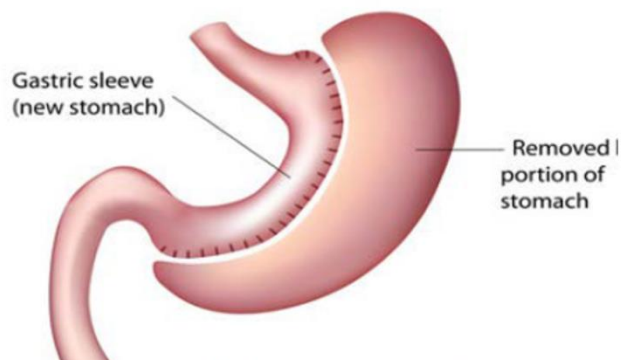
6.2 Common Bariatric Surgical Techniques

Images from Bariatric Surgery Source website: <https://www.bariatric-surgery-source.com/types-of-bariatric-surgery.html#procedure>



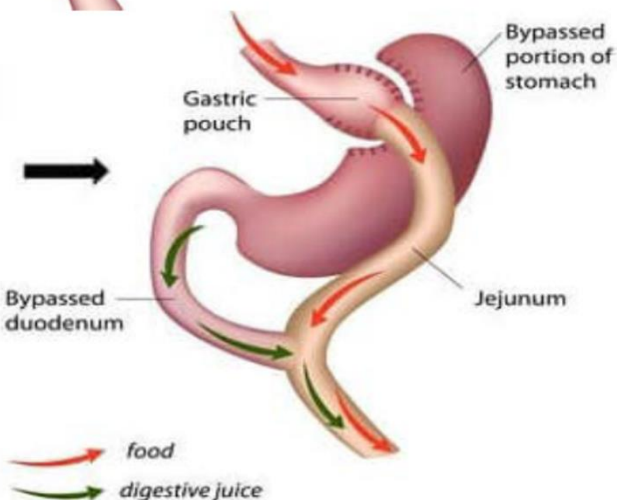
1. Gastric band (Restrictive):

Adjustable band around stomach to create a smaller stomach pouch.
 In pregnancy may need band adjustments for appropriate weight gain and fetal health
 Hyperemesis may be pathological and caused by an internal hernia or band slip



2. Sleeve gastrectomy (Restrictive):

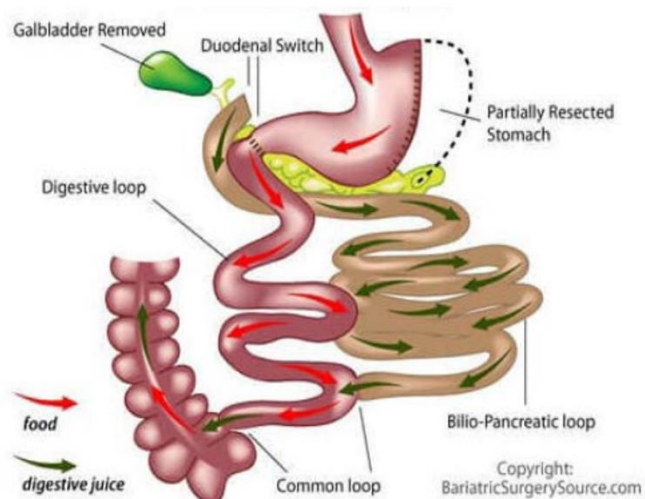
A large part of the stomach is removed so it is much smaller than before.



3. Roux-en-Y gastric bypass (RYGB or RNY, Restrictive + Malabsorptive):

Surgical staples are used to create a small stomach pouch, which is connected to the small intestines, bypassing most of the stomach and the duodenum

- Risk of dumping syndrome (OGTT not suitable)
- Risk of nutritional deficiencies: e.g. iron, calcium fat-soluble vitamins (e.g. A, D, E) – usually absorbed in the duodenum. Also risks of protein, zinc and vitamin B12/thiamine deficiencies



1. Biliopancreatic diversion with duodenal switch (BPD/DS, Restrictive + Malabsorptive):

Sleeve gastrectomy + bypasses the majority of the small intestine

Higher surgical risks and risks of nutritional deficiencies (protein, vitamin, minerals).

- Risk of dumping syndrome (OGTT not suitable)

Document Title: Raised BMI in Pregnancy	14 of 17	Approval Date: 17/04/2026
Reference Number: UHBOBS019		Next Review Date: 17/04/29
Version Number: 7		Date of Publication: 17/4/2026
Approved By: Maternity Professional Forum		

7 References:

1. National Institute of Health and Care Excellence. Intrapartum care for healthy women and babies. Clinical guideline CG190. Manchester: NICE; 2017 [www.NICE.org.uk](http://www.nice.org.uk).
2. Royal College Obstetrics and Gynaecology, Obesity in Pregnancy, Green top Guideline 72; 2018, London.
3. Linné Y, Dye L, Barkeling B, Rössner S. Long-Term Weight Development in Women: A 15-Year Follow-up of the Effects of Pregnancy. *Obes Res* 2004;12(1166-78).
4. Sebire N, Jolly M, Harris J, Wadsworth J, Joffe M, Beard R, et al. Maternal obesity and pregnancy outcome: a study of 287,213 pregnancies in London. *Int J Obes Relat Metab Disord* 2001;25(8):1175-82.
5. Usha Kiran T, Hammadi S, J B, Evans J. Outcome of pregnancy in a woman with an increased body mass index. *International Journal of Obstetrics and Gynaecology* 2005; 112:768-72.
6. Bhattacharya S, Campbell D, Liston W, Bhattacharya S. Effect of Body Mass Index on pregnancy outcomes in nulliparous women delivering singleton babies. *BMC Pub Health* 2007;24(7):168.
7. World Health Organisation. Obesity: preventing and managing the global epidemic. WHO technical report series. Geneva: WHO; 2000.
8. MBRRACE-UK (September 2025) Saving Lives, Improving Mothers' care: Surveillance of maternal deaths in the UK 2021-23 and lessons learned to inform maternity care from the UK and Ireland Confidential Enquiries into Maternal Deaths and Morbidity 2021-23
9. <http://www.ncbi.nlm.nih.gov/pubmed/24034832> maternity BMI and intrapartum risks. Birthplace study. 2011
10. CMAE/RCOG Joint Guideline: Management of Women with Obesity in Pregnancy (2010).
11. Institute of medicine, weight gain in pregnancy: Reexamining the guidelines. IOM and National Research Council (US) and committee to reexamine IOM pregnancy weight guidelines; 2009.
12. Bhattacharya S, Campbell D, Liston W, Bhattacharya S. Effect of Body Mass Index on pregnancy outcomes in nulliparous women delivering singleton babies. *BMC Pub Health* 2007;24(7):168.
13. Callaway LK, Prins JB, Chang AM, McIntyre HD. The prevalence and impact of overweight and obesity in an Australian obstetric population. *Med J Aust* 2006; 184:56-9
14. National Institute for Health and Care Excellence. Antenatal care for uncomplicated pregnancies. Clinical guideline 62. Manchester: NICE 2017.
15. National Institute for Health and Care Excellence. Diabetes in pregnancy management from pre-conception to the postnatal period. Clinical guideline 3. Manchester: NICE 2015.
16. Hollowell J, Pillas D, Rowe R, Linsell L, Knight M, Bricklehurst P. The impact of maternal obesity on intrapartum outcomes in otherwise low risk women: secondary analysis of the Birthplace national prospective cohort study. *BJOG* 2014; 121:343-55
17. Cedergren MI. Maternal morbid obesity and the risk of adverse pregnancy outcome. *Obstet Gynecol* 2004; 103:219-24.
18. Parker CH, Slattery C, Brennan DJ, le Roux CW. Glucagon-like peptide 1 (GLP-1) receptor agonists' use during pregnancy: Safety data from regulatory clinical trials. *Diabetes Obes Metab*. 2025 Aug;27(8):4102-4108. doi: 10.1111/dom.16437. Epub 2025 May 6. PMID: 40329607; PMCID: PMC12232371.
19. <https://www.gov.uk/government/publications/glp-1-medicines-for-weight-loss-and-diabetes-what-you-need-to-know/glp-1-medicines-for-weight-loss-and-diabetes-what-you-need-to-know>

Document Title: Raised BMI in Pregnancy	15 of 17	Approval Date: 17/04/2026
Reference Number: UHBOBS019		Next Review Date: 17/04/29
Version Number: 7		Date of Publication: 17/4/2026
Approved By: Maternity Professional Forum		

20. [Pregnancy Care for Patients With Super Morbid Obesity - PMC](#)

21. [Screening Echocardiogram in High-Risk Women with Class III Obesity to Predict the Risk of Preeclampsia - PMC](#)

Document Title: Raised BMI in Pregnancy	16 of 17	Approval Date: 17/04/2026
Reference Number: UHBOBS019		Next Review Date: 17/04/29
Version Number: 7		Date of Publication: 17/4/2026
Approved By: Maternity Professional Forum		

8 Appendices

8.1 Antenatal Checklist: Raised BMI >30kg/m² in Pregnancy



Antenatal Checklist Raised BMI > 30kg/m² in Pregnancy

	Tick
BMI 30-34.9 kg/m ² with no co-morbidities book MLC.	
BMI 35-39.9 kg/m ² with no co-morbidities book CLC and refer to Consultant Midwife Led Healthy Pregnancy Pathway.	
BMI 30-39.9 kg/m ² with co-morbidities book CLC (Consultant review before 24 weeks)	
BMI > 40 kg/m ² for book CLC (Consultant review before 24 weeks)	
Complete thromboprophylaxis assessment	
Healthy pregnancy consultation at 16-18 weeks to discuss healthy diet and lifestyle in pregnancy (All women BMI >35)	
OGTT at 28 weeks unless indicated earlier (All) or alternative GDM screening	
Anaesthetic review at 32 weeks (BMI over 40) <ul style="list-style-type: none"> • >40 if: <ol style="list-style-type: none"> 1. Primigravida 2. Multiparous with previous difficult regional anaesthetic or airway 3. Taking clexane • All >45 	
Serial Scans 28, 32, 36, 39 weeks (BMI over 35) as well as interim CMW appointments	
Women on healthy pregnancy pathway will have a birth choices appointment at HPC. Any CLC women requesting birth out of guidance refer to HPC by 36 weeks (DAUOB40 list)	
Offer induction of Labour by 41 weeks (BMI over 35).	

[Back to Contents](#)

Document Title: Raised BMI in Pregnancy	17 of 17	Approval Date: 17/04/2026
Reference Number: UHBOBS019		Next Review Date: 17/04/29
Version Number: 7		Date of Publication: 17/4/2026
Approved By: Maternity Professional Forum		

8.2 Equipment Weight Limits

If the woman exceeds the weight limit of standard equipment, please order bariatric equipment through Medstrom 08453711717 (24 hours) or UHW Manual Handling Unit through Switchboard.

Equipment	Weight Limit (Max)
Medstrom Hospital Bed	185kg-193kg
Croyde AVE 2 Birthing Bed	240kg
Pool Evacuation net	125kg
Theatre table (T2)	360kg
Theatre table	