

Caesarean birth wound management pathway for planned and unplanned Caesarean births

Low risk
BMI <35
and
1 **or** no **risk factors**

- Apply standard post operative dressing
- Carry out Standard Wound Care

Intermediate risk
Diabetic (not GDM)
and BMI 30-40

- Consider PICO^o sNPWT if risk factor applies.
NOTE ensure wound edges are dry prior to application; consider larger PICO dressing for patients where abdominal fold is overhanging the incision

BMI 35-40 **and**
2 **or** more **risk factors**

- Dressing to remain in place for up to 7 days unless saturated or patient is showing signs of infection and wound check required

High risk
BMI >40

- Consider PICO^o sNPWT if risk factor applies.
NOTE ensure wound edges are dry prior to application; consider larger PICO dressing for patients where abdominal fold is overhanging the incision
- Dressing to remain in place for up to 7 days unless saturated or patient is showing signs of infection and wound check required

NOTE risk factors to consider:

1. Smokers
2. Alcohol and substance misuse
3. Malnutrition
4. Immunodeficiency disorder/
immunosuppressant's treatment with biologics
5. Radiotherapy/
chemotherapy in the past
6. Diabetes including
Gestational Diabetes (GDM)
7. Previous wound infection
8. 2 or more previous caesarean sections

Caesarean section wound management pathway

Dressings are kept on Labour Ward External: 01267 283317



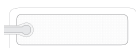


PICO[◇] 7 sNPWT contraindications

The use of PICO 7 sNPWT is contraindicated in the presence of:

- Patients with malignancy in the wound bed or margins of the wound (except in palliative care to enhance quality of life)
- Previously confirmed and untreated osteomyelitis
- Non-enteric and unexplored fistulas
- Necrotic tissue with eschar present
- Exposed arteries, veins, nerves or organs
- Exposed anastomotic sites

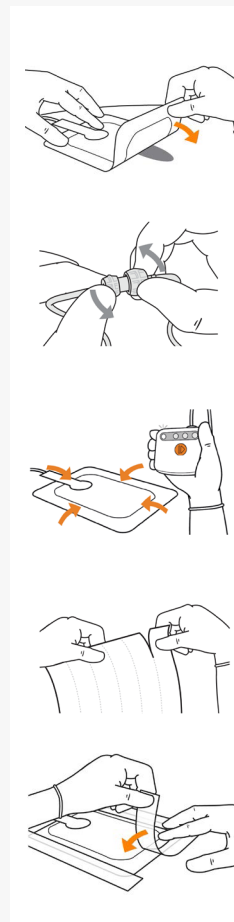
PICO 7 sNPWT should not be used for the purpose of:

- Emergency airway aspiration
- Pleural, mediastinal or chest tube drainage
- Surgical suction

Dressing	Size	S+N Code	NHSSC Code
	10cm x 30cm	66802013	ELZ890
	10cm x 40cm	66802014	ELZ892
	15cm x 20cm	66802017	ELZ894

The facility recommendations contained herein are the local clinical protocols, recommendations, and/or guidelines as set forth by the Cardiff and Vales University Health Board regarding the use of PICO 7 sNPWT in its facility and have not been verified by Smith+Nephew. Smith+Nephew accepts no responsibility for the content of this pathway and shall not be responsible for any reliance placed on the content. Smith+Nephew does not provide medical advice. It is the responsibility of clinicians to determine and utilise products and techniques appropriate for each of their individual patients. For detailed device information, including indications for use, contraindications, precautions and warnings, please consult the product's Instructions for Use (IFU) prior to use.

Application



Dress

1. Clean and prepare wound according to local protocol. Refer to PICO 7 Instructions for Use for details on application.
2. Peel off the central release handle and place the dressing centrally over the wound. The port should be uppermost from the wound (depending on the patient's primary position).
3. Remove the other two handles and smooth the dressing around the wound to prevent creasing.

Press

4. Insert the batteries into the pump. Following this all four indicators should illuminate for 3 seconds.
5. Join the pump to the dressing tubes by twisting together the connectors.
6. Press the orange button to start the application of negative pressure. The green OK indicator and orange air leak indicator will start to flash together.

Depending on the size of the wound, the pump should take up to 65 seconds to establish NPWT. If after 65 seconds the system has not established NPWT, just the orange air leak indicator will flash (See Pump Status and troubleshooting).

Go

7. Apply the fixation strips all the way around the dressing border.
8. The pump has a seven-day life and the dressing may be left in place for up to seven days depending on the level of exudate.*¹⁻²
9. When a filler is used, the filler and the PICO 7 dressing should be changed two to three times a week.

If you have any questions please contact:

Che Sully

Incision Specialist
 M: 07525 201218
 E: che.sully@smith-nephew.com

Dani Udrafski

Complex wound Specialist
 M: 07977 835778
danielle.udrafski@smith-nephew.com