



GIG  
CYMRU  
NHS  
WALES

Bwrdd Iechyd Prifysgol  
Bae Abertawe  
Swansea Bay University  
Health Board

# **MANAGEMENT OF ITCHING IN PREGNANCY AND OBSTETRIC CHOLESTASIS.**

*Document Author: Louise-emma Shaw*

*Approved by: Antenatal forum*

*Approval Date: 19/7/23*

*Review Date: 19/7/26*

*Version 3*



## **AIM OF GUIDANCE**

To give guidance to obstetricians and midwives on the management of women with Obstetric Cholestasis (OC).

## **INTRODUCTION**

Obstetric Cholestasis (OC) can also be known as Intrahepatic Cholestasis of Pregnancy (ICP). It occurs in 0.7% of pregnancies in the UK. The main symptoms are itching, especially of the palm of the hands and the soles of the feet. Women with OC are more likely to have pre-term birth, meconium stained liquor and admission to the neonatal unit, both spontaneously and through iatrogenic causes. However, contrary to previous held beliefs, the risk of stillbirth is only increased in women who have a peak serum bile acid level 100µmol/L or higher.

## **Risk Factors**

The following factors are associated with an increased risk;

- A personal or family history of obstetric cholestasis
- Multiple pregnancy
- Carriage of hepatitis C
- Presence of gallstones.
- Women of Indian and Pakistani descent have a twofold increase in risk.

## **Initial assessment for diagnosis of Obstetric Cholestasis**

OC does not develop under 20 weeks gestation. Beyond 20/40 women with symptoms can be referred to the Antenatal Day Assessment unit Monday to Friday 0830-1700. OC is not an emergency, so women with symptoms can be seen the next work day.

At the initial assessment, a detailed history should be taken including the presence of risk factors, other causes of itching, the presence of any rash, symptoms of jaundice (pale stool, dark urine, yellow eyes), and any drug therapy including herbal.

## Investigations

Initial blood tests are

- FBC
- Liver function tests (LFTs). Pregnancy specific reference range which is 20% lower than non pregnant range should be used.
- Bile acids.
- Urea and electrolytes

Clinical Chemistry Test	Normal level
Bile Acid	<14 umol/L
ALT (Alanine transaminase)	<33 iu/L

If Bile acids or ALT are raised then second line investigations include

- Viral screen for Epstein Barr and cytomegalovirus and hepatitis C if not checked at booking.
- Liver antibodies in particular AMA for primary biliary cirrhosis
- Gamma GT
- Clotting screen initially as a baseline.
- Liver ultrasound to be arranged if bilirubin raised.

There is no need to repeat the first line blood tests unless they were very deranged.

When attending for second line bloods a full antenatal examination should be performed including:

- Abdominal palpation and fundal height measurement
- Fetal heart auscultation
- Check for presence of normal fetal movements
- Blood pressure and maternal pulse
- Urinalysis

If results are normal but unexplained pruritus persists, bloods should be repeated **fortnightly** until LFT/bile acids become abnormal or symptoms stop (NICE 2015).

Pending the results, treatment with Aqueous menthol 1% cream (dermacool) may be given to help alleviate symptoms. If severe a TTO of chlorphenamine (piriton) 4mg can also be given (Can have up to 6 times a day).

Women should be given an information leaflet about obstetric cholestasis.

## **Diagnosis**

If **bile acid** levels are raised **and/or ALT** in the presence of symptoms, then a provisional diagnosis of OC can. Women who have previously been midwifery led care should be transferred to obstetric led care.

The diagnosis of OC can only be confirmed following delivery if the abnormal blood tests return to normal, and no other cause for symptoms has been identified.

## **Associated Risks**

### *Fetal*

- Spontaneous or iatrogenic prematurity
- Foetal intracranial bleeding
- Meconium stained amniotic fluid
- Intrapartum fetal distress

### *Maternal*

- Postpartum Haemorrhage secondary to Vitamin K deficiency
- Chronic sleep deprivation

## **Monitoring of Obstetric Cholestasis**

### *Maternal Monitoring;*

- Measure LFT, FBC, U&E and bile acids weekly.
- Weekly blood pressure and urine.

### *Fetal Monitoring;*

- Fetal auscultation as part of the antenatal check.
- Maternal monitoring of movements.

- Ultrasound and CTG are **not** reliable methods for preventing fetal death in OC and are **not necessary** unless other indications for monitoring exist.
- Continuous fetal monitoring in labour should be offered.

## Treatment

Although there is no current evidence that any specific treatment improves either maternal symptoms or neonatal outcomes, the following may be considered;

- **Topical emollients** -These are safe in pregnancy and clinical experience suggests that for some women they may provide slight temporary relief of pruritus. Aqueous cream and 1% menthol (Dermacool), Calamine lotion or diprobase can be offered.
- **Antihistamines** (e.g. chlorphenamine 4 mg prn or promethazine 25 mg at night) may help relieve pruritus and provide some sedation if needed.
- **Vitamin K** (Water soluble). **Only to be given after 34/40.** A discussion should take place with the woman regarding the use of vitamin K. The usual dose is 10 mg daily of water-soluble vitamin K (menadiol sodium Phosphate) by mouth, aiming to improve both maternal and neonatal levels, which are assumed to be deficient, and therefore reduce postpartum haemorrhage and fetal or neonatal bleeding. This is usually only necessary in severe cases where the coagulation screen is abnormal.

NB. Postnatal vitamin K must still be offered to the babies in the usual way.

Ursodeoxycholic acid - Recent evidence shows that the use of ursodeoxycholic acid **does not** reduce maternal bile acids concentrations (Chappell et al, 2019) and therefore it's use is no longer recommended.

## Timing of Birth

Poor outcome cannot currently be predicted by biochemical results and decisions regarding timing of birth should not be based on results alone.

A meta-analysis identified that risk of stillbirth increases with women with intrahepatic cholestasis of pregnancy with peak bile acid concentrations of at least 100µmol/L and that the risk of preterm birth increases with peak bile acid concentrations of at least 40µmol/L.

- A discussion should take place with women regarding induction of labour (IOL). If the bloods are normal and symptoms are well controlled IOL should be arranged for 40/40. If the Bile acids are above 100  $\mu\text{mol/L}$  then IOL should be arranged for 35 - 37/40.
- Women should be informed of the increased risk of perinatal morbidity from early intervention.
- Women should be informed that the case for intervention (after 37+0 weeks of gestation) may be stronger in those with more severe biochemical abnormality (transaminases and bile acids).
- Women should be advised that there is currently no good evidence that induced early delivery affects the risk of stillbirth
- Women should be informed of the increased risk of maternal morbidity from intervention at 37 weeks gestation.

### **Postnatal Management**

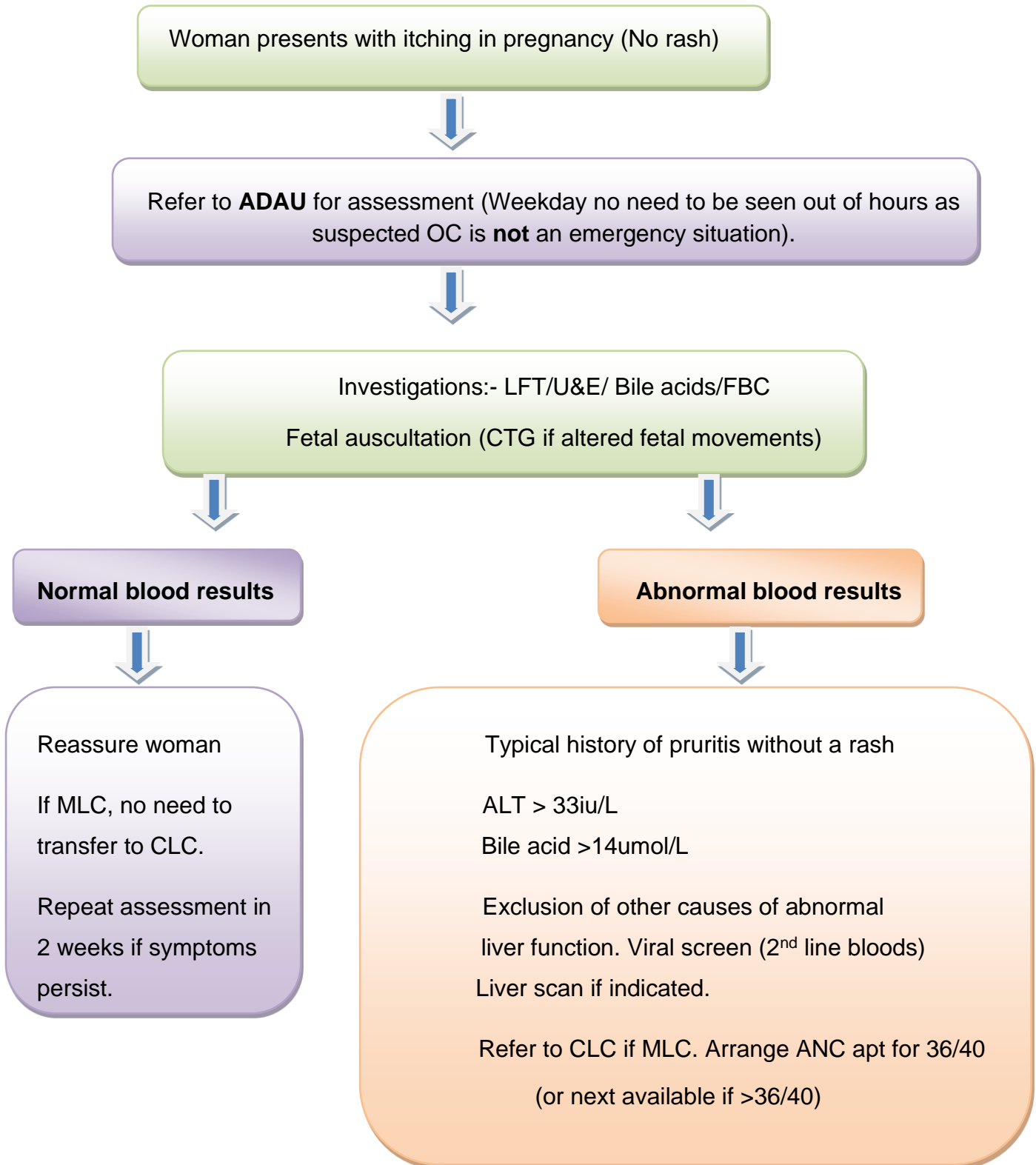
Postnatal resolution of symptoms and normalisation of LFTs is crucial in confirming the diagnosis of OC.

All women with provisional diagnosis of OC should have a repeat LFT two weeks after delivery in the community by the GP (LFTs increase in the first 10 days of the puerperium). A discussion regarding future pregnancies and contraception should also be undertaken. If LFTs are still abnormal refer to gastroenterology team.

Women with OC should be advised:

- there is a 10% risk of developing pruritus and/or hepatic impairment with oestrogen containing contraception.
- The recurrence rate in the following pregnancy is 40- 90%
- There are no known developmental problems for the baby and no increased risk of developing neonatal jaundice.

**Flow chart for suspected obstetric cholestasis**



## ANTENATAL CARE

Consultant led care

Prescribe:- topical emollients, Antihistamines, consider need for vitamin K,

Weekly LFT's, Blood pressure, urine, check symptoms and medication review if needed.

Ultrasound and CTG are not necessary unless other indications to do so.



## BIRTH

Should be in an obstetric unit

**Consider** IOL after 35+0 weeks gestation if bile acids above 100umol/L

40/40 if bloods normal.

Continuous fetal monitoring in labour



## POSTNATAL FOLLOW UP

LFT's 2 weeks after delivery to confirm diagnosis of OC arranged via community midwife/GP.

Blood anomalies may be raised for longer with breast feeding.


If results remain abnormal after 8 weeks refer to specialist gastroenterology team.



## **References:-**

1. RCOG green top guideline 43, obstetric cholestasis, 2011. Accessed 22/1/18  
[https://www.rcog.org.uk/globalassets/documents/guidelines/gtg\\_43.pdf](https://www.rcog.org.uk/globalassets/documents/guidelines/gtg_43.pdf)
2. NICE (2015), Clinical knowledge summaries, Itch in pregnancy. Accessed 22/1/18  
<https://cks.nice.org.uk/itch-in-pregnancy#!scenario>
3. Reyes H. Sulfated progesterone metabolites in the pathogenesis of intrahepatic cholestasis of pregnancy: Another loop in the ascending spiral of medical knowledge. *Hepatology* 2016; 63(4):1080-1082.
4. Abu-Hayyeh S, Ovadia C, Lieu T, Jensen DD, Chambers J, Dixon PH et al. Prognostic and mechanistic potential of progesterone sulfates in intrahepatic cholestasis of pregnancy and pruritus gravidarum. *Hepatology* 2016; 63(4):1287-1298.
5. Abu-Hayyeh S, Williamson C. Progesterone metabolites as farnesoid X receptor inhibitors. *Dig Dis* 2015; 33(3):300-306.
6. Abu-Hayyeh S, Papacleovoulou G, Lovgren-Sandblom A, Tahir M, Oduwole O, Jamaludin NA et al. Intrahepatic cholestasis of pregnancy levels of sulfated progesterone metabolites inhibit farnesoid X receptor resulting in a cholestatic phenotype. *Hepatology* 2013; 57(2):716-726.
7. Ovadia, C, Seed, PT, Sklavounous, A, et al. Association of adverse perinatal outcomes of intrahepatic cholestasis of pregnancy with biochemical markers: results of aggregate and individual patient data meta-analyses. *Lancet*, 2019; 393:899-909.
8. Puljic, A. Kim, E. Page, J, et al. The risk of infant and fetal death by each additional week of expectant management in intrahepatic cholestasis of pregnancy by gestational age. *Am journal of Obstetric and gynaecology*. 2015. 212:667.

9. Chappell, L. Bell, JL. Smith, A, et al. Ursodeoxycholic acid versus placebo in women with intrahepatic cholestasis of pregnancy (PITCHES): A randomised control trial. *Lancet*, 2019. 394:849-859.
  
10. Biococca, M. Sperling, J. & Chauhan, S. (2018) Intrahepatic Cholestasis of pregnancy: Review of six national and regional guidelines, *European journal of obstetric & gynaecology and reproductive biology*. Vol 231, Pg 180-187.



**ADAU OBSTETRIC CHOLESTASIS ASSESSMENT**

EDD \_\_\_\_\_ Parity \_\_\_\_\_ Gestation \_\_\_\_\_

Consultant \_\_\_\_\_ Date of diagnosis \_\_\_\_\_

**Initial ADAU Attendance**

Results of itching bloods: Date: \_\_\_\_\_ ALT \_\_\_\_\_ Bile Acid \_\_\_\_\_

Obstetric cholestasis discussed with woman  Patient information leaflet given (RCOG)  Fetal movement leaflet

Date: \_\_\_\_\_ BP: \_\_\_\_\_ Pulse: \_\_\_\_\_ Temp: \_\_\_\_\_ SFH \_\_\_\_\_ cms

Presentation \_\_\_\_\_ Lie: \_\_\_\_\_ Engagement: \_\_\_\_\_ Fetal Heart

auscultation: \_\_\_\_\_ bpm Urine: \_\_\_\_\_ Fetal movements normal: YES/NO (If no commence CTG).

**Symptoms** **Itching:** Mild  Moderate  Severe  **Skin:** Rash  Broken skin  Intact

**Sleep:** Normal  Disturbed  Lack of sleep affecting daily activities

**Management plan**

Review by: \_\_\_\_\_ Con/SPR

**Medication**

Vitamin K  Chloramphenamine (Piriton)  Aqueous/Menthol 1% cream

ADAU midwife: Name \_\_\_\_\_ Sign \_\_\_\_\_ Date: \_\_\_\_\_

**Tests**

Date: \_\_\_\_\_ Cytomeglovirus: POS/NEG Epstein barr virus: POS/NEG Hep C: POS/NEG

Liver scan: NORMAL/ABNORMAL/N/A (only need if ALT raised) ANTIBODIES \_\_\_\_\_

**Follow up consultations** Date: \_\_\_\_\_ Time: \_\_\_\_\_ **Obstetric cholestasis bloods**

BP: \_\_\_\_\_ Pulse: \_\_\_\_\_ Temp: \_\_\_\_\_ SFH \_\_\_\_\_ cms Presentation \_\_\_\_\_

Lie: \_\_\_\_\_ Engagement: \_\_\_\_\_ Fetal Heart auscultation: \_\_\_\_\_ bpm Urine \_\_\_\_\_

Fetal movements normal: YES/NO (If no commence CTG: Comments \_\_\_\_\_

Check medication (any changes): YES/NO \_\_\_\_\_ Enough supply: YES/NO

**Itching:** Mild  Moderate  Severe  **Skin:** Rash  Broken skin  Intact

**Sleep:** Normal  Disturbed  Lack of sleep affecting daily activities

**Blood results:** Date: \_\_\_\_\_ Hb \_\_\_\_\_ g/l WCC: \_\_\_\_\_ Plts \_\_\_\_\_ ALT: \_\_\_\_\_ Bile Acid: \_\_\_\_\_

**PLAN:** \_\_\_\_\_

\_\_\_\_\_

\_\_\_\_\_

\_\_\_\_\_

\_\_\_\_\_

**Midwife sign:** \_\_\_\_\_ **Midwife name:** \_\_\_\_\_

**Follow up consultations** Date: \_\_\_\_\_ Time: \_\_\_\_\_ **Obstetric cholestasis bloods**

BP: \_\_\_\_\_ Pulse: \_\_\_\_\_ Temp: \_\_\_\_\_ SFH \_\_\_\_\_ cms Presentation \_\_\_\_\_

Lie: \_\_\_\_\_ Engagement: \_\_\_\_\_ Fetal Heart auscultation: \_\_\_\_\_ bpm Urine \_\_\_\_\_

Fetal movements normal: YES/NO (If no commence CTG: Comments \_\_\_\_\_

Check medication (any changes): YES/NO \_\_\_\_\_ Enough supply: YES/NO

**Itching:** Mild  Moderate  Severe  **Skin:** Rash  Broken skin  Intact

**Sleep:** Normal  Disturbed  Lack of sleep affecting daily activities

**Blood results:** Date: \_\_\_\_\_ Hb \_\_\_\_\_ g/l WCC: \_\_\_\_\_ Plts \_\_\_\_\_ ALT: \_\_\_\_\_ Bile Acid: \_\_\_\_\_


**PLAN:** \_\_\_\_\_

\_\_\_\_\_

\_\_\_\_\_

\_\_\_\_\_

Midwife sign: \_\_\_\_\_ Midwife name: \_\_\_\_\_



**ADAU OBSTETRIC CHOLESTASIS ASSESSMENT**

**CONTINUATION SHEET**

EDD \_\_\_\_\_ Parity \_\_\_\_\_ Consultant \_\_\_\_\_ Date of diagnosis \_\_\_\_\_

**Follow up consultations** Date: \_\_\_\_\_ Time: \_\_\_\_\_ **Obstetric cholestasis bloods**

BP: \_\_\_\_\_ Pulse: \_\_\_\_\_ Temp: \_\_\_\_\_ SFH \_\_\_\_\_ cms Presentation \_\_\_\_\_

Lie: \_\_\_\_\_ Engagement: \_\_\_\_\_ Fetal Heart auscultation: \_\_\_\_\_ bpm Urine \_\_\_\_\_

Fetal movements normal: YES/NO (If no commence CTG: Comments \_\_\_\_\_)

Check medication (any changes): YES/NO \_\_\_\_\_ Enough supply: YES/NO

**Itching:** Mild  Moderate  Severe  **Skin:** Rash  Broken skin  Intact

**Sleep:** Normal  Disturbed  Lack of sleep affecting daily activities

**Blood results:** Date: \_\_\_\_\_ Hb \_\_\_\_\_ g/l WCC: \_\_\_\_\_ Plts \_\_\_\_\_ ALT: \_\_\_\_\_ Bile Acid: \_\_\_\_\_

**PLAN:** \_\_\_\_\_  
\_\_\_\_\_  
\_\_\_\_\_  
\_\_\_\_\_  
\_\_\_\_\_

Midwife sign: \_\_\_\_\_ Midwife name: \_\_\_\_\_

**Follow up consultations** Date: \_\_\_\_\_ Time: \_\_\_\_\_ **Obstetric cholestasis bloods**

BP: \_\_\_\_\_ Pulse: \_\_\_\_\_ Temp: \_\_\_\_\_ SFH \_\_\_\_\_ cms Presentation \_\_\_\_\_

Lie: \_\_\_\_\_ Engagement: \_\_\_\_\_ Fetal Heart auscultation: \_\_\_\_\_ bpm Urine \_\_\_\_\_

Fetal movements normal: YES/NO (If no commence CTG: Comments \_\_\_\_\_)

Check medication (any changes): YES/NO \_\_\_\_\_ Enough supply: YES/NO \_\_\_\_\_

**Itching:** Mild  Moderate  Severe  **Skin:** Rash  Broken skin  Intact

**Sleep:** Normal  Disturbed  Lack of sleep affecting daily activities

**Blood results: Date:** \_\_\_\_\_ **Hb** \_\_\_\_\_ **g/l** **WCC:** \_\_\_\_\_ **Plts** \_\_\_\_\_ **ALT:** \_\_\_\_\_ **Bile Acid:** \_\_\_\_\_

**PLAN:** \_\_\_\_\_

\_\_\_\_\_

\_\_\_\_\_

\_\_\_\_\_

\_\_\_\_\_

**Midwife sign:** \_\_\_\_\_ **Midwife name:** \_\_\_\_\_

**Follow up consultations** Date: \_\_\_\_\_ Time: \_\_\_\_\_ **Obstetric cholestasis bloods**

BP: \_\_\_\_\_ Pulse: \_\_\_\_\_ Temp: \_\_\_\_\_ SFH \_\_\_\_\_ cms Presentation \_\_\_\_\_

Lie: \_\_\_\_\_ Engagement: \_\_\_\_\_ Fetal Heart auscultation: \_\_\_\_\_ bpm Urine \_\_\_\_\_

Fetal movements normal: YES/NO (If no commence CTG: Comments \_\_\_\_\_)

Check medication (any changes): YES/NO \_\_\_\_\_ Enough supply: YES/NO \_\_\_\_\_

**Itching:** Mild  Moderate  Severe  **Skin:** Rash  Broken skin  Intact

**Sleep:** Normal  Disturbed  Lack of sleep affecting daily activities

**Blood results: Date:** \_\_\_\_\_ **Hb** \_\_\_\_\_ **g/l** **WCC:** \_\_\_\_\_ **Plts** \_\_\_\_\_ **ALT:** \_\_\_\_\_ **Bile Acid:** \_\_\_\_\_

**PLAN:** \_\_\_\_\_

\_\_\_\_\_

\_\_\_\_\_

\_\_\_\_\_

---

Midwife sign: \_\_\_\_\_ Midwife name: \_\_\_\_\_

Maternity Services

Checklist for Clinical Guidelines being Submitted for Approval

Title of Guideline:	MANAGEMENT OF ITCHING IN PREGNANCY AND OBSTETRIC CHOLESTASIS.
Name(s) of Author:	Louise-Emma Shaw
Chair of Group or Committee approving submission:	Antenatal Forum
Brief outline giving reasons for document being submitted for ratification	Care of a woman who is itching and who may have Obstetric cholestasis. Updated earlier than policy needed revising due to new research.
Details of persons included in consultation process:	
Name of Pharmacist (mandatory if drugs involved):	
Issue / Version No:	3
Please list any policies/guidelines this document will supercede:	MANAGEMENT OF ITCHING IN PREGNANCY AND OBSTETRIC CHOLESTASIS 2020
Date approved by Group:	1/11/23
Next Review / Guideline Expiry:	1/11/26

Please indicate key words you wish to be linked to document	Obstetric cholestasis, OC, Itching, Liver
File Name: Used to locate where file is stores on hard drive	